


CASTAGNA CROCHET CAPE

Castagna by airali handmade (Ilaria Caliri)

This pdf is strictly for personal, non-commercial use. Copy, distribution or commercial use of this pattern or any of its parts are not allowed.

For questions regarding the pattern please contact: besenseless@yahoo.it

English translation by Giulia Brazzale (giulia@boccaperta.com)



CASTAGNA CROCHET CAPE

Castagna is a crocheted cape made using Nature by Borgo de' Pazzi, a completely natural pure wool yarn with no added chemicals. In fact, this yarn's completely natural colour, its slubbiness and thickness make it the real protagonist of this pattern.

Designing this cape I tried to enhance these characteristics, as well as its softness and warmth, to create a handy piece of clothing with a simple design enriched by the yarn texture, its slubbiness and its colour nuances.



Castagna by airali handmade (Ilaria Caliri)

This pdf is strictly for personal, non-commercial use.

Copy, distribution or commercial use of this pattern or any of its parts are not allowed.

For questions regarding the pattern please contact: besenseless@yahoo.it

MATERIALS:

- 12 mm crochet hook
- 4 skeins (5 for the version with fringes) of Nature by Borgo de' Pazzi (400 g (500 g), 100% virgin wool, 75 m = 100 g, shown in colour no. 2)
- Tapestry needle

ABBREVIATIONS: (crochet terms are in British English)

- **ch**: chain
- **st**: stitch(es)
- **ss**: slip stitch
- **dc**: double crochet (AmE: single crochet)
- **tr**: treble crochet (AmE: double crochet)
- **dc inc**: double crochet increase (work 2 double crochet in the same stitch)
- **tr inc**: treble crochet increase (work 2 treble crochet in the same stitch)

GAUGE:

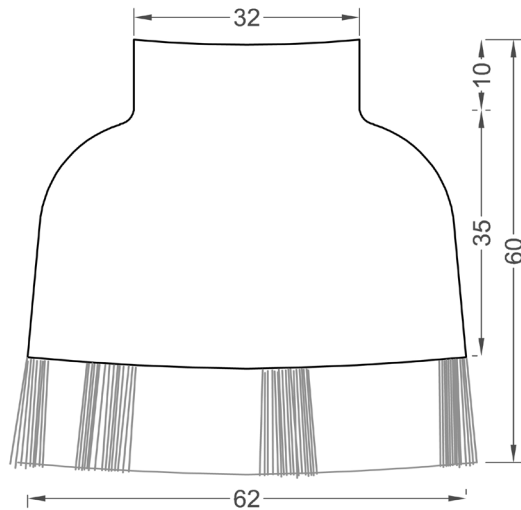
A 20 cm (7.9 in) square worked in tr: 11 st and 6.5 rows

MEASUREMENTS AND COMPONENTS:

The pattern is for size M (all measurements are included in the following image).

The cape is worked in one piece starting from the neck down. The increases shape the cape at shoulders, to reach the desired width at bust.

CASTAGNA CROCHET CAPE



From rnd 14 to rnd 19: ch2 (count as first tr), 65 tr, join round with ss on first st of round [66 st]

From rnd 20 to rnd 22: ch1 (counts as first dc), 65 dc, join round with ss on first st of round [66 st]

FOR THE FRONGE:

For each piece of fringe I used 2 45-cm strands of Nature yarn. Fold the strands in half and place them under the bottom edge of the cape. With the help of a crochet hook, create a loop on the right side of work. Pass all 4 strands through loop and tighten the knot (but not too much), checking that all 4 strands are the same length. Make one for each dc of last round. The final effect of the fringe knots will look very similar to the last dc rows of the cape.

INSTRUCTIONS:

Ch34, join in the round with ss.

From rnd 1 to rnd 9: ch1 (counts as first dc), work 33 dc, join round with ss on first st of round [34 st in total]

Rnd 10: ch1 (counts as first dc), 5 dc, *1 dc inc, 1 dc, 2 dc inc, 1 dc, 1 dc inc, * 11 dc, repeat from * to * once, 5 dc, join round with ss on first st of round [42 st]

Rnd 11: ch2 (count as first tr), 5 tr, *(1 tr inc, 2 tr) 3 times, 1 tr inc, * 11 tr, repeat from * to * once, 5 tr, join round with ss on first st of round [50 st]

Rnd 12: ch2 (count as first tr), 5 tr. * 1 tr inc, 3 tr, 1 tr inc, 4 tr, 1 tr inc, 3 tr, 1 tr inc,* 11 tr, repeat from * to * once, 5 tr, join round with ss on first st of round [58 st]

Rnd 13: ch2 (count as first tr), 5 tr. * 1 tr inc, 4 tr, 1 tr inc, 6 tr, 1 tr inc, 4 tr, 1 tr inc,* 11 tr, repeat from * to * once, 5 tr, join round with ss on first st of round [66 st]



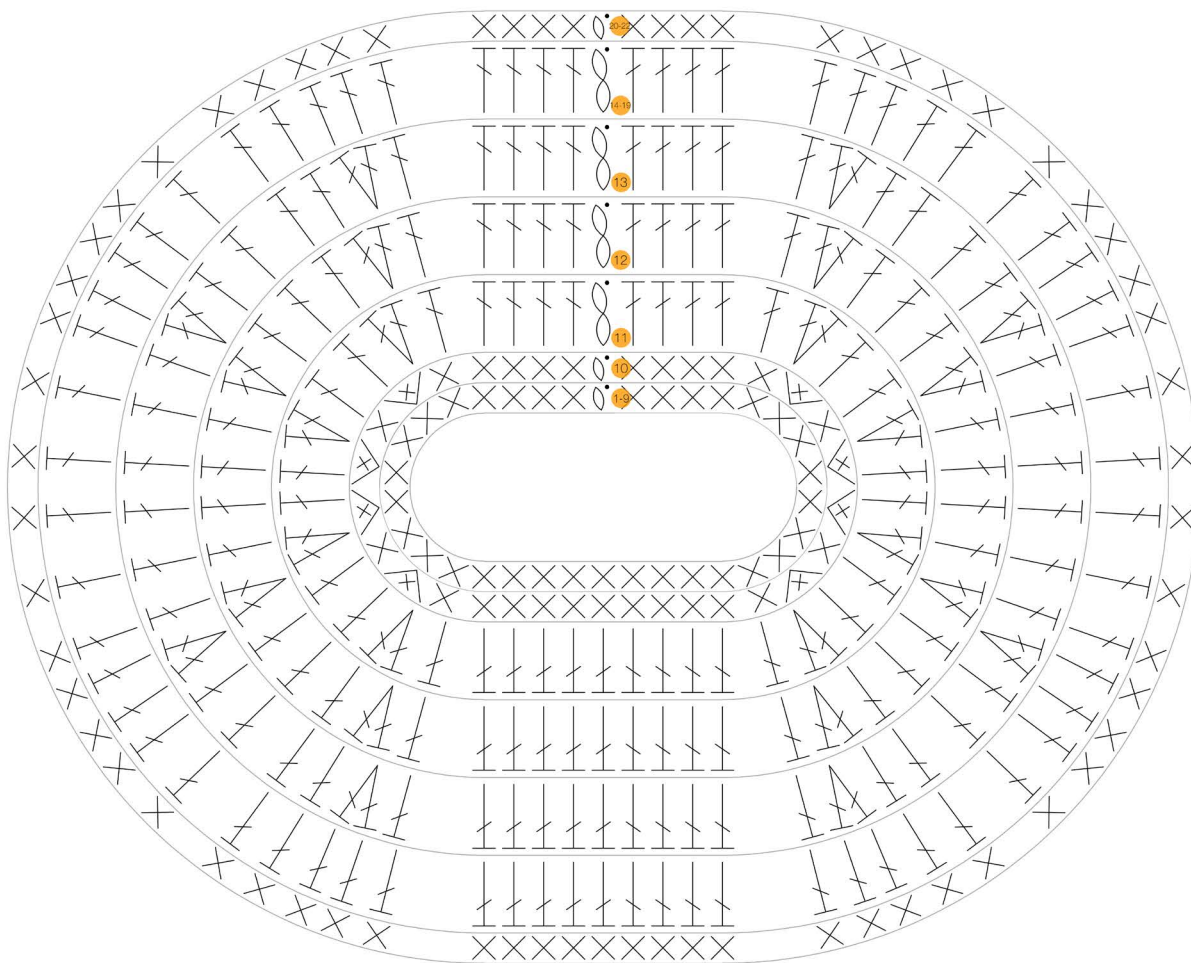
Castagna by airali handmade (Ilaria Caliri)

This pdf is strictly for personal, non-commercial use.

Copy, distribution or commercial use of this pattern or any of its parts are not allowed.

For questions regarding the pattern please contact: besenseless@yahoo.it

CASTAGNA CROCHET CAPE



LEGEND:

- ss: slip stitch
- ch: chain
- × dc: double crochet (AmE: single crochet)
- ∨ dc inc: double crochet increase (AmE: single crochet increase)
- ⋈ tr: treble crochet (AmE: double crochet)



Castagna by airali handmade (Ilaria Caliri)

This pdf is strictly for personal, non-commercial use.
 Copy, distribution or commercial use of this pattern or any of its parts are not allowed.
 For questions regarding the pattern please contact: besenseless@yahoo.it

CASTAGNA CROCHET CAPE

ABOUT THE YARN:

Nature by Borgo de' Pazzi is a natural 100% virgin wool yarn that does not undergo chemical treatments of any sort. All the colour palette is obtained by combining shades of natural wool and the contrasting slubbing effect which makes it alternatively thicker and thinner. Nature looks very much like a very soft roving yarn wrapped by a thin thread of yarn which keeps it together and avoids splitting (which doesn't actually happen while you work with it). The super-bulky yarn

weight (the suggested needle size is 13-15 mm) makes it perfect for winter clothing, like coats or ponchos, as well as for peculiar winter accessories like bulky cowls or hats. Or you could try to use it for home décor, creating in no time a blanket, a throw or a pillow cover which, even on a simple stockinette stitch or double crochet rows, will give your house a very modern and trendy look.



Castagna by airali handmade (Ilaria Caliri)

This pdf is strictly for personal, non-commercial use.

Copy, distribution or commercial use of this pattern or any of its parts are not allowed.

For questions regarding the pattern please contact: besenseless@yahoo.it